


MONTHLY REPORT OF DISBURSEMENTS
For the month of September 2019


Department: Department of Science and Technology (DOST)
Entity Name: PHILIPPINE SCIENCE HIGH SCHOOL - MIMAROPA REGION CAMPUS
Operating Unit: MIMAROPA Region Campus
Organization Code (UACS): 190169915
Funding Source Code (as clustered): 01- Regular Agency Fund, 02-Foreign Assisted Projects Fund, 03-Special Account-Local Funded/Domestic Grants Fund, etc.)


PARTICULARS	CURRENT YEAR BUDGET					PRIOR YEAR'S BUDGET										TRUST LIABILITIES				GRAND TOTAL					Remarks				
	PS	MOOE	Fin. Exp.	CO	TOTAL	PRIOR YEAR'S ACCOUNTS PAYABLE					CURRENT YEAR'S ACCOUNTS PAYABLE					SUB-TOTAL	PS	MOOE	CO	TOTAL	PS	MOOE	Fin. Exp.	CO		TOTAL			
						PS	MOOE	Fin. Exp.	CO	TOTAL	PS	MOOE	Fin. Exp.	CO	Sub-Total												TOTAL	17=(11+16)	18=(6+17)
1	2	3	4	5	6=(2+3+4+5)	7	8	9	10	11=(7+8+9+10)	12	13	14	15	16=(12+13+14+15)	17=(11+16)	18=(6+17)	19	20	21	22=(19+20+21)	23	24	25	26	27=(23+24+25+26)	28		
CASH DISBURSEMENTS																													
Notice of Cash Allocation (NCA)	2,033,219.72	5,390,755.21	-	3,004,962.72	10,428,937.65	-	-	-	13,282,509.91	13,282,509.91	-	-	-	-	-	13,282,509.91	23,711,447.56	-	-	-	-	2,033,219.72	5,390,755.21	-	16,287,472.63	23,711,447.56			
MDS Checks Iss	1,335,663.26	2,580,322.68	-	2,553,526.84	6,469,512.78	-	-	-	13,282,509.91	13,282,509.91	-	-	-	-	-	13,282,509.91	19,752,022.69	-	-	-	-	1,335,663.26	2,580,322.68	-	18,836,036.75	19,752,022.69			
Advice to Debit Account	697,556.46	2,810,432.53	-	451,435.88	3,959,424.87	-	-	-	-	-	-	-	-	-	-	3,959,424.87	697,556.46	-	-	-	-	697,556.46	2,810,432.53	-	451,435.88	3,959,424.87			
Notice of Cash Allocation (NTA)	-	-	-	-	-	-	-	-	-	-	-	-	-	-	-	-	-	-	-	-	-	-	-	-	-	-	-		
MDS Checks Iss	-	-	-	-	-	-	-	-	-	-	-	-	-	-	-	-	-	-	-	-	-	-	-	-	-	-	-		
Advice to Debit Account	-	-	-	-	-	-	-	-	-	-	-	-	-	-	-	-	-	-	-	-	-	-	-	-	-	-	-		
Working Fund For FAPs	-	-	-	-	-	-	-	-	-	-	-	-	-	-	-	-	-	-	-	-	-	-	-	-	-	-	-		
Cash Disbursement Ceiling (CDC)	-	-	-	-	-	-	-	-	-	-	-	-	-	-	-	-	-	-	-	-	-	-	-	-	-	-	-		
TOTAL CASH DISBURSEMENTS	2,033,219.72	5,390,755.21	-	3,004,962.72	10,428,937.65	-	-	-	13,282,509.91	13,282,509.91	-	-	-	-	-	13,282,509.91	23,711,447.56	-	-	-	-	2,033,219.72	5,390,755.21	-	16,287,472.63	23,711,447.56			
NON-CASH DISBURSEMENTS																													
Tax Remittance Advances Issued (TRA)	97,367.00	281,797.75	-	240,078.61	619,243.36	-	-	-	1,111,487.04	1,111,487.04	-	-	-	-	-	1,111,487.04	1,730,730.40	-	-	-	-	97,367.00	281,797.75	-	1,351,565.65	1,730,730.40			
Non-Cash Availment Authority (NCAA)	-	-	-	-	-	-	-	-	-	-	-	-	-	-	-	-	-	-	-	-	-	-	-	-	-	-	-		
Disbursement effected through outright deduction from claims (please specify...)	-	-	-	-	-	-	-	-	-	-	-	-	-	-	-	-	-	-	-	-	-	-	-	-	-	-	-		
Overpayment of expenses (e.g. personnel benefits)	-	-	-	-	-	-	-	-	-	-	-	-	-	-	-	-	-	-	-	-	-	-	-	-	-	-	-		
Restitution for loss of government property	-	-	-	-	-	-	-	-	-	-	-	-	-	-	-	-	-	-	-	-	-	-	-	-	-	-	-		
Liquidated Damages and similar claims	-	-	-	-	-	-	-	-	-	-	-	-	-	-	-	-	-	-	-	-	-	-	-	-	-	-	-		
Others (TEF, BTr Documentary Stamp Tax, etc.)	-	-	-	-	-	-	-	-	-	-	-	-	-	-	-	-	-	-	-	-	-	-	-	-	-	-	-		
TOTAL NON-CASH DISBURSEMENTS	97,367.00	281,797.75	-	240,078.61	619,243.36	-	-	-	1,111,487.04	1,111,487.04	-	-	-	-	-	1,111,487.04	1,730,730.40	-	-	-	-	97,367.00	281,797.75	-	1,351,565.65	1,730,730.40			
GRAND TOTAL	2,130,586.72	5,672,552.96	-	3,245,041.33	11,048,181.01	-	-	-	14,393,996.95	14,393,996.95	-	-	-	-	-	14,393,996.95	25,442,177.96	-	-	-	-	2,130,586.72	5,672,552.96	-	17,639,038.28	25,442,177.96			

SUMMARY:	Previous Month			This Month			As of Date			Previous Month			This Month			As of Date		
	2019			2019			2019			2019			2019			2019		
	PS	MOOE	TOTAL	PS	MOOE	TOTAL	PS	MOOE	TOTAL	PS	MOOE	TOTAL	PS	MOOE	TOTAL	PS	MOOE	TOTAL
Total Disbursement Authorities Received	86,240,305.78	-	86,240,305.78	29,206,970.40	-	29,206,970.40	95,447,176.18	-	95,447,176.18	137,759,398.78	-	137,759,398.78	34,030,685.83	-	34,030,685.83	171,790,085.61	-	171,790,085.61
NCA	62,087,628.00	-	62,087,628.00	26,212,240.00	-	26,212,240.00	88,299,868.00	-	88,299,868.00	65,707,582.86	-	65,707,582.86	25,442,177.96	-	25,442,177.96	91,149,760.82	-	91,149,760.82
NTA	452,591.00	-	452,591.00	1,264,000.00	-	1,264,000.00	1,716,591.00	-	1,716,591.00	72,051,816.92	-	72,051,816.92	8,588,507.87	-	8,588,507.87	80,640,324.79	-	80,640,324.79
Working Fund	-	-	-	-	-	-	-	-	-	-	-	-	-	-	-	-	-	-
TRA	3,699,986.78	-	3,699,986.78	1,730,730.40	-	1,730,730.40	5,430,717.18	-	5,430,717.18	-	-	-	-	-	-	-	-	-
CDC	-	-	-	-	-	-	-	-	-	-	-	-	-	-	-	-	-	-
NCAA	-	-	-	-	-	-	-	-	-	-	-	-	-	-	-	-	-	-
Others (CDT, BTr Docs Stamp, etc.)	-	-	-	-	-	-	-	-	-	-	-	-	-	-	-	-	-	-
Less: Notice of Transfer Allocations (NTA)* issued	-	-	-	-	-	-	-	-	-	-	-	-	-	-	-	-	-	-
Total Disbursements Authorities Available	66,240,295.78	-	66,240,295.78	29,206,970.40	-	29,206,970.40	95,447,176.18	-	95,447,176.18	137,759,398.78	-	137,759,398.78	34,030,685.83	-	34,030,685.83	171,790,085.61	-	171,790,085.61
Less: Lapsed NCA	28,223.94	-	28,223.94	4,269,191.42	-	4,269,191.42	4,297,415.36	-	4,297,415.36	-	-	-	-	-	-	-	-	-
Disbursements **	65,707,582.86	-	65,707,582.86	25,442,177.96	-	25,442,177.96	91,149,760.82	-	91,149,760.82	72,051,816.92	-	72,051,816.92	8,588,507.87	-	8,588,507.87	80,640,324.79	-	80,640,324.79
Less: Other Non-Cash Disbursements	-	-	-	-	-	-	-	-	-	-	-	-	-	-	-	-	-	-
Disbursements effected through outright deductions from claims	-	-	-	-	-	-	-	-	-	-	-	-	-	-	-	-	-	-
Overpayment of expenses (e.g. personnel benefits)	-	-	-	-	-	-	-	-	-	-	-	-	-	-	-	-	-	-
Restitution for loss of government property	-	-	-	-	-	-	-	-	-	-	-	-	-	-	-	-	-	-
Liquidated Damages and similar claims	-	-	-	-	-	-	-	-	-	-	-	-	-	-	-	-	-	-
Others (TEF, BTr Documentary Stamp Tax, etc.)	-	-	-	-	-	-	-	-	-	-	-	-	-	-	-	-	-	-
Add/Less: Adjustments (e.g. cancelled/staked checks)	-	-	-	-	-	-	-	-	-	-	-	-	-	-	-	-	-	-
Balance of Disbursements Authorities as of to date	504,398.98	-	504,398.98	(504,398.98)	-	(504,398.98)	0.00	-	0.00	-	-	-	-	-	-	-	-	-

Notes: The use of NTA is discouraged
* Amounts should tally
** Amounts should tally with the grand total disbursements (column 27)

Certified Correct:  IVY MAY E. SAMATIGA
ACCOUNTANT II
Date: 10/02/2019

Recommending Approval by:  MERIAM D. FALLAR
FAD CHIEF/AO V
Date: 10/02/2019

Approved By:  EDWARD C. ALBARACIN
DIRECTOR III
Date: 10/02/2019